

## Drag chain conveyors KKF from AMF-Brunns


for dust-free, inclining transport of large quantities of bulky goods

**Typical products conveyed:**

wood shavings, wood chips, recycled wood, OSB strands, bark

**Materials:**

S235JR (St37)/1.4301/1.4571



**Design types:**  
horizontal, L-shape and Z-shape

**Additional option:**

e.g. special attachment, chain breakage monitoring, other chains

**The benefits of AMF-Brunns drag chain conveyors:**

- Flexible line management, suitable for long conveying distances of up to 60 m
- Material infeed and extraction at desired positions
- High conveying power of up to 1,700 m<sup>3</sup>/h



Please feel free to contact us.




AMF-Brunns GmbH & Co. KG · Hauptstraße 101 · 26689 Apen · Germany  
Phone: +49 (0)44 89 - 72 7100 · info@amf-bruns.de  
www.amf-bruns.com


04/2019

## Drag chain conveyors KKF

High-performance continuous conveyors for bulky goods in the wood industry



www.amf-bruns.com



## Drag chain conveyors with link chain for OSB KKF 800 to KKF 2600

### Technical data

<b>Design:</b>	KKF horizontal / KKF L-shape / KKF Z-shape
<b>Materials:</b>	S235JR (St37)/1.4301/1.4571
<b>Types of gear:</b>	bevel gears, flat gears and spur gears
<b>Types of drive:</b>	direct drive, chain drive and coupling drive
<b>Side panel strengths:</b>	6 mm to 10 mm depending on the construction size
<b>Base plate strengths:</b>	6 mm to 8 mm depending on the construction size
<b>Shaft seals:</b>	seal insert
<b>Tensioning station:</b>	rotation speed monitoring / spring-tensioning unit
<b>Drive station:</b>	inspection flaps / finger scrapers / filling level indicator
<b>Chain pitches:</b>	t=200 comparable to DIN 8168
<b>Additional options:</b>	ATEX / recirculation trough / special attachments / chain breakage monitoring / special materials / special coating / other chains

### Continuous conveyor for transporting large quantities:

- OSB-standard conveying
- flexible line management, suitable for long conveying distances of up to 60 m
- material infeed and extraction at desired positions
- high conveying power of up to 1,700 m<sup>3</sup>/h

## Drag chain conveyors with forked chain KKF 800 to KKF 2600

### Technical data

<b>Design:</b>	KKF horizontal / KKF L-shape / KKF Z-shape
<b>Materials:</b>	S235JR (St37)/1.4301/1.4571
<b>Types of gear:</b>	bevel gears, flat gears and spur gears
<b>Types of drive:</b>	direct drive, chain drive and coupling drive
<b>Side panel strengths:</b>	6 mm to 10 mm depending on the construction size
<b>Base plate strengths:</b>	6 mm to 8 mm depending on the construction size
<b>Shaft seals:</b>	seal insert
<b>Tensioning station:</b>	rotation speed monitoring / spring-tensioning unit
<b>Drive station:</b>	inspection flaps / finger scrapers / filling level indicator
<b>Chain pitches:</b>	t=142V/t=260
<b>Additional options:</b>	ATEX / recirculation trough / special attachments / chain breakage monitoring / special materials / special coating / other chains

### Continuous conveyor for transporting large quantities:

- conveying wood shavings, wood chips, recycling materials, OSB strands, bark
- flexible line management, suitable for long conveying distances of up to 60 m
- material infeed and extraction at desired positions
- high conveying power of up to 1,500 m<sup>3</sup>/h